

# 2020 Australian Doubles Open & Australian Junior Doubles

## Men's Doubles Open

### Box 1

|                                     | 1.           | 2.                 | 3.                 |
|-------------------------------------|--------------|--------------------|--------------------|
| 1. [1] Matthew HOPKIN<br>Luke EYLES |              | 11-10, 11-10       | 11-5, 11-6         |
| 2. [8] Troy NORTHEY<br>Craig BRANN  | 10-11, 10-11 |                    | 11-7, 10-11, 11-10 |
| 3. Andrew PRINGLE<br>Josh FOYLE     | 5-11, 6-11   | 7-11, 11-10, 10-11 |                    |

| Standings              | Points | Wins | Losses | Games        | Game Pts         |
|------------------------|--------|------|--------|--------------|------------------|
| 1. [1] EYLES / HOPKIN  | 4      | 2    | 0      | 4 - 0 (100%) | 44 - 31 (58.67%) |
| 2. [8] BRANN / NORTHEY | 2      | 1    | 1      | 2 - 3 (40%)  | 52 - 50 (50.98%) |
| 3. FOYLE / PRINGLE     | 0      | 0    | 2      | 1 - 4 (20%)  | 39 - 54 (41.94%) |

### Box 2

|   | 1.                | 2.                | 3.         |
|---|-------------------|-------------------|------------|
| 1. [2] Thomas CALVERT<br>Nicholas CALVERT |                   | 10-11, 11-9, 11-5 | 11-2, 11-9 |
| 2. [7] Jason VAN DER WALT<br>Jordan TILL  | 11-10, 9-11, 5-11 |                   | 11-6, 11-3 |
| 3. David WHITE<br>William MOUNTFORD-JONES | 2-11, 9-11        | 6-11, 3-11        |            |

| Standings                  | Points | Wins | Losses | Games       | Game Pts         |
|----------------------------|--------|------|--------|-------------|------------------|
| 1. [2] CALVERT / CALVERT   | 4      | 2    | 0      | 4 - 1 (80%) | 54 - 36 (60%)    |
| 2. [7] TILL / VAN DER WALT | 2      | 1    | 1      | 3 - 2 (60%) | 47 - 41 (53.41%) |
| 3. MOUNTFORD-JONES / WHITE | 0      | 0    | 2      | 0 - 4 (0%)  | 20 - 44 (31.25%) |

### Box 3

|                                       | 1.         | 2.           | 3.                | 4.                |
|---------------------------------------|------------|--------------|-------------------|-------------------|
| 1. [3] Nathan TURNBULL<br>Brad FREEME |            | 11-4, 11-8   | 11-5, 11-2        | 11-6, 11-4        |
| 2. [6] David TURNER<br>Cameron DARTON | 4-11, 8-11 |              | 8-11, 9-11        | 11-10, 11-10      |
| 3. Mike WILKINSON<br>Darren CHAN      | 5-11, 2-11 | 11-8, 11-9   |                   | 11-7, 10-11, 8-11 |
| 4. Aidan ROWSTON<br>Martin COLLINS    | 6-11, 4-11 | 10-11, 10-11 | 7-11, 11-10, 11-8 |                   |

| Standings                | Points | Wins | Losses | Games          | Game Pts         |
|--------------------------|--------|------|--------|----------------|------------------|
| 1. [3] FREEME / TURNBULL | 6      | 3    | 0      | 6 - 0 (100%)   | 66 - 29 (69.47%) |
| 2. CHAN / WILKINSON      | 2      | 1    | 2      | 3 - 4 (42.86%) | 58 - 68 (46.03%) |
| 3. [6] DARTON / TURNER   | 2      | 1    | 2      | 2 - 4 (33.33%) | 51 - 64 (44.35%) |
| 4. COLLINS / ROWSTON     | 2      | 1    | 2      | 2 - 5 (28.57%) | 59 - 73 (44.7%)  |

## Box 4

|   | 1.               | 2.               | 3.          | 4.          |
|---|------------------|------------------|-------------|-------------|
| 1. [4] Kijan SULTANA<br>Jacob FORD              |                  | 11-4, 7-11, 11-8 | 11-3, 11-6  | 11-4, 11-5  |
| 2. [5] Joel LUCA<br>Gregory CHAN                | 4-11, 11-7, 8-11 |                  | 11-5, 11-6  | 11-8, 11-4  |
| 3. Wayne EVANS<br>Michael BETTS                 | 3-11, 6-11       | 5-11, 6-11       |             | 11-10, 11-9 |
| 4. Conor MACDONALD<br>Gianluca BUSHELL-O'CONNOR | 4-11, 5-11       | 8-11, 4-11       | 10-11, 9-11 |             |

### Standings

|                                 | Points | Wins | Losses | Games          | Game Pts         |
|---------------------------------|--------|------|--------|----------------|------------------|
| 1. [4] FORD / SULTANA           | 6      | 3    | 0      | 6 - 1 (85.71%) | 73 - 41 (64.04%) |
| 2. [5] CHAN / LUCA              | 4      | 2    | 1      | 5 - 2 (71.43%) | 67 - 52 (56.3%)  |
| 3. BETTS / EVANS                | 2      | 1    | 2      | 2 - 4 (33.33%) | 42 - 63 (40%)    |
| 4. BUSHELL-O'CONNOR / MACDONALD | 0      | 0    | 3      | 0 - 6 (0%)     | 40 - 66 (37.74%) |

## 1/2 Playoff

[1] EYLES / HOPKIN

9-11, 11-8, 11-9 (38m)

[3] FREEME / TURNBULL

[3] FREEME / TURNBULL

11-5, 10-11, 11-2 (31m)

FREEME / TURNBULL

[2] CALVERT / CALVERT

11-9, 11-10 (37m)

[4] FORD / SULTANA

[4] FORD / SULTANA

## 3/4 Playoff

[1] EYLES / HOPKIN

11-3, 11-8 (15m)

[2] CALVERT / CALVERT

CALVERT / CALVERT

## 5/6 Playoff

[8] BRANN / NORTHEY

7-11, 11-9, 11-6 (27m)

CHAN / WILKINSON

[8] BRANN / NORTHEY

9-11, 11-7, 11-5 (26m)

TILL / VAN DER WALT

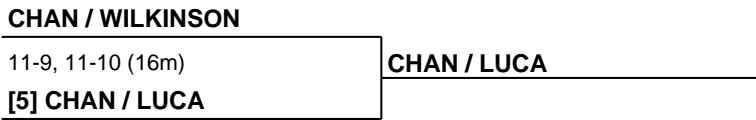
[7] TILL / VAN DER WALT

11-9, 11-7 (17m)

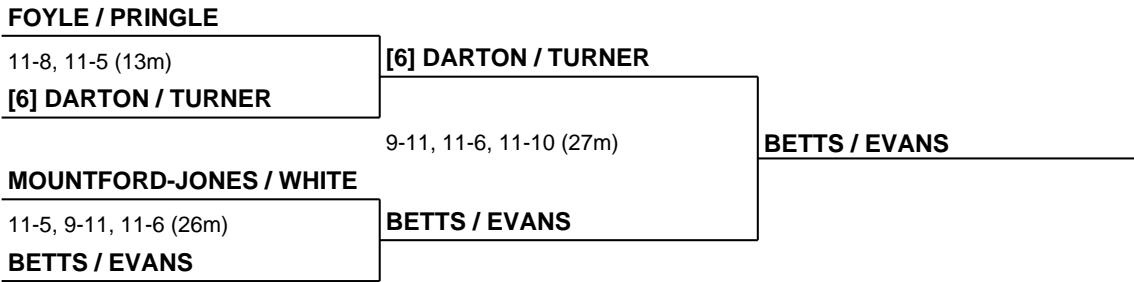
[5] CHAN / LUCA

[7] TILL / VAN DER WALT

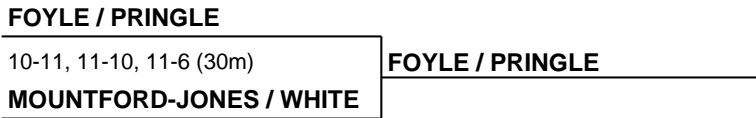
7/8 Playoff




9/10 Playoff



11/12 Playoff



13/14 Playoff



15/16 Playoff

